



# Frankly Stamping

Create something fun today

 [FranklyStamping@gmail.com](mailto:FranklyStamping@gmail.com)

 [www.FranklyStamping.com](http://www.FranklyStamping.com)



[Scan or click to shop](#)

## *Friendly Foliage Card*



# MEASUREMENTS



[FranklyStamping](#)  
[Youtube Video](#)  
[Instruction](#)

- Basic White Cardstock
  - 2.5"x1.5" for banner tag
  - 3.75"x5" inside panel
  - 3"x4" die cut
- Secret Sea Cardstock (CS#1)
  - 8-1/2"x5-1/2", Score at 4.25"
- Cloud Cover Cardstock (CS#2)
  - 3.5"x4.25"
- Beautiful Gallery Designer Series Paper
  - 2"x4.25"

# INSTRUCTIONS

1. Cut and score the card base. CS#1
2. Stamp right edge of CS#2 with cloud cover ink.
3. Emboss CS#2 and DSP with Distressed Tile 3D Embossing Folder.
4. Adhere embossed CS#2 to front of card base.
5. Adhere embossed DSP to left side of CS#2 leaving 1/4" border on left side.
6. Stamp large foliage stamp on white cardstock with secret sea or cloud cover ink.
7. Die cut the stamped foliage.
8. Use mini dimensionals and adhere to center of card.
9. Stamp greeting on small strip of white cardstock with secret sea ink.
10. With scissors make V cut by cutting to center, then cut on angle from edge to center.
11. Adhere left edge of greeting banner with glue, then add large dimensional to right side of banner.
12. Stamp foliage stamp with either secret sea or cloud cover if desired on inside white cardstock.
13. Stamp greeting. Adhere to inside of card.
14. Embellish front of card with Charming Shimmer Faceted Dots.


# PRODUCTS



Friendly Foliage  
Bundle (English)  
[167308]




Beautiful Gallery 6" X  
6" (15.2 X 15.2 Cm)  
Designer Series Paper  
[165196]



Secret Sea 1/2" X 11"  
Cardstock  
[165624]




Cloud Cover 1/2" X  
11" Cardstock  
[165621]



Basic White 1/2" X  
11" Cardstock  
[166780]



Distressed Tile 3 D  
Embossing Folder  
[162189]



Charming Shimmer  
Faceted Dots  
[166139]



Secret Sea Classic  
Stampin' Pad  
[165285]



Cloud Cover Classic  
Stampin' Ink Refill  
[165279]



Uninked Stampin'  
Spots  
[141822]



Mini Stampin'  
Dimensionals  
[144108]



Stampin' Dimensionals  
[104430]